



# VERDIS

**C21**VERSION: 121212  
Page: 1/4

## HS 5 : 1 PRIMER FILLER

### Definition

VERDIS are high solid, low emission, 2k acrylic primers that guarantee complete all-purpose use thanks to the 3 application methods available:

- High build filler
- Primer Surfacer
- Non sanding primer

In tandem its colour range ensures the equality of the finish whichever colour and filling power is used:

- S1.- white
- S4.- grey
- S7.- black

Moreover, the primers of the VERDIS line fulfil the EU environmental legislation regarding VOC emissions.

### PHYSICAL CHARACTERISTICS

**Nature:** Acrylic 2K  
**Colour:** White, grey, black  
**Specific weight:** 1,4 kg/l at 20°C

	<i>High build filler</i>	<i>Primer Surfacer</i>	<i>Non sanding</i>
<b>Dry film thickness:</b>	80 microns	50 microns	15 microns
<b>VOC:</b>	407 g/l	487 g/l	497 g/l
<b>Yield:</b>	6 - 7 m <sup>2</sup> /l	8 -10 m <sup>2</sup> /l	16 - 18 m <sup>2</sup> /l

Per coat
Mixing application
Per coat


### AUXILIARY PRODUCTS

KX44 Slow hardener  
 KX45 Standard hardener  
 KX46 Fast hardener

NS21 Non sanding convertor  
 VOC PLUS Low Voc Additive Standard  
 VOC PLUS Low Voc Additive Slow




<i>T° (°C)</i>	<i>Hardener</i>	
	< 18	KX46
18 - 25	KX45	KX45 - KX46
> 25	KX44	KX44 - KX45

### SURFACE PREPARATION \*

	High build filler	Primer Surfacer	Non sanding
	P240	P240 - P320	P400
	√	√	√



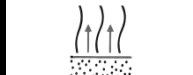
(\*) Surfaces: OEM paints, polyester putties, steel, galvanized steel, aluminium or polyester

### MIXING RATIO






		High build filler		Primer Surfacer		Non sanding	
		Vol	Weight	Vol	Weight	Vol	Weight
	Versis	5	100	5	100	2	100
	Hardener	1	15	1	15	1	35
	NS21	-	-	-	-	1	35
	VOC PLUS Low Voc Additive Standard	-	-	1	13	-	-
	F/4 at 20°C	55"		25"		16"	
	20°C	20' - 30' (*)		40'		20'	
	25°C	15' - 25' (*)		30'		15'	
	30°C	10' - 20' (*)		25'		10'	

(\*) Pot life data adding 5% of thinner

### APPLICATION METHOD



		High build filler	Primer Surfacer	Non sanding
	HVLP	1,7 - 1,9	1,5 - 1,7	1,2 - 1,4
		2,5 - 3	2 - 2,5	2 - 2,5
	Coats	2 - 3	2	1 - 2
	20°C	5'	5' - 10'	3'

### DRYING TIMES








		<i>High build filler</i>	<i>Primer Surfacer</i>	<i>Non sanding</i>
 20°C	KX44 - KX45	-	-	Min 15' Max 60'
 20°C	KX44	4 h	3 h	-
	KX45	3 - 4 h	2 - 3 h	> 1 h *
	KX46	3 h	2 h	-
 60°C	KX44 - KX45	25'	20'	-
 Medium wave 60cm	FLASH OFF	5'	5'	-
	FULL BAKE	20'	15'	-
 Short wave 80cm	FLASH OFF	5'	5'	-
	FULL BAKE	10'	10'	-

(\*) In case of superficial imperfections, it can be sanded after 15' at 20°C

### SANDING

		<i>High build filler</i>	<i>Primer Surfacer</i>	<i>Non sanding</i>
 ORBITE 3 - 5	INITIAL	P320	P400	-
	FINAL	P500	P500	SANDING PAD MICROFINE
	INITIAL	P600	P600	-
	FINAL	P800	P800	P1000

## COLOUR TABLE

	Colours	Mixing ratio S1 : S7	Recommended finishes
S1		100 : 0	White
S2		90 : 10	Orange Yellow Blue Metallic light green
S3		70 : 30	Metallic light grey Medium yellow
S4		50 : 50	Metallic medium grey Dark yellow Blue Medium green
S5		30 : 70	Metallic medium red Metallic dark grey
S6		5 : 95	Metallic dark blue Metallic dark green
S7		0 : 100	Black Metallic dark red

## EQUIPMENT CLEANING

Clean with a cleaning thinner before the pot life has expired.

## SAFETY

Follow instructions of product label. For more information check the Safety Data Sheet. Compliant with the National Statutory Regulation for Health and Safety at Work and Waste Disposal.

## STORAGE

Store the product in a ventilated place far from direct exposure to sunlight. Keep between +5°C and +30°C.

## GUARANTEE

In unopened original packaging, one year from manufacturing date.

### SUGGESTION:

Dilute with 5% of the high filling power primer when applied to temperatures up to 25°C, so we will obtain a better application and levelling.

For any technical information contact with our Customer Attention Service or our Technical Department. ROBERLO SA declines any responsibility due to an incorrect use of the product.